

Division of Public Health
Agreement Addendum
FY 25-26

Union County Consolidated Human Services
Agency, Public Health Department
Local Health Department Legal Name

914 ARPA Addressing Lead in Water
and Lead-Based Paint in Public Schools
and Child Care Facilities
Activity Number and Description

06/01/2025 – 05/31/2026
Service Period

07/01/2025 – 06/30/2026
Payment Period

[X] Original Agreement Addendum
[ ] Agreement Addendum Revision #

Environmental Health Section /
Lead and Asbestos Branch
DPH Section / Branch Name

Ed Norman, (919) 218-6511
ed.norman@dhhs.nc.gov
DPH Program Contact
(name, phone number, and email)

DPH Program Signature Date
(only required for a negotiable Agreement Addendum)

I. Background:

Lead and asbestos are well known to be hazardous to human health and particularly the health of children, whose bodies are still developing and who are therefore uniquely vulnerable to the risks posed by lead and asbestos. Although the use of certain materials containing lead and asbestos has been banned in the United States, exposure to both lead and asbestos hazards can still occur in the built environment through things like deteriorating lead-based paint, lead-containing pipes, plumbing, fixtures, and solder that are used to carry drinking water, asbestos ceiling and floor tiles, asbestos insulation, and other products and materials containing lead or asbestos. Exposure to lead and asbestos hazards can be prevented by inspecting facilities and then restricting access to, remediating, or abating any hazards that are identified through the inspection process.

In Session Law 2021-180 Senate Bill 105, the North Carolina General Assembly appropriated \$150 million in funds from the American Rescue Plan Act of 2021 (ARPA) via the State Fiscal Recovery Fund (SFRF), directing the Division of Public Health (DPH) to establish programs for the detection and remediation of lead and asbestos in public school units and licensed child care facilities. Of that amount, \$32,812,500 was to be used to fund a program for lead testing and remediation in drinking water and \$117,187,500 was to be used to fund a program for inspecting and addressing (e.g., remediation, abatement) lead-based paint and asbestos hazards. Collectively, the two programs make up the "Lead and Asbestos Inspection, Testing, Abatement, and Remediation in North Carolina Public Schools and Licensed Child Care Facilities" project. As allowed by the Session Law, DPH staff in the Environmental Health Section proposed permanent administrative rules 10A NCAC 41A .1001-.1007 to

Health Director Signature (use blue ink or verifiable digital signature) Date

LHD to complete: LHD program contact name:
[For DPH to contact in case follow-up information is needed.] Phone and email address:

the Commission for Public Health to support those objectives of testing, inspection, abatement and remediation. The permanent rules were approved by the Rules Review Commission and went into effect April 1, 2023.

The “Lead and Asbestos Inspection, Testing, Abatement, and Remediation in North Carolina Public Schools and Licensed Child Care Facilities” project is large, multi-faceted, and time sensitive. The goal of the project is to conduct the testing/remediation for lead in water and inspection/remediation for lead-based paint and asbestos at all NC public schools and licensed child care facilities. There are over 4,200 licensed child care centers, 1,250 licensed family child care homes, and 2,700 public schools across the state that may be eligible for this funding, and project work must be completed by December 31, 2026, as stated in the Session Law.

In order to be successful, DPH must rely on the combined effort of many internal and external partners, including local health departments’ registered environmental health specialists. We anticipate a subset of schools and child care facilities that are tested for lead in water or inspected for lead-based paint will have identified hazards requiring follow-up activities by Children’s Environmental Health Unit regional field staff. The Children’s Environmental Health Unit regional field staff could not complete this work without the assistance of the local health departments.

## II. **Purpose:**

The goal of the “Lead and Asbestos Inspection, Testing, Abatement, and Remediation in North Carolina Public Schools and Licensed Child Care Facilities” project is to conduct testing and remediation for lead in water, and inspection and remediation for lead-based paint and asbestos at all North Carolina public schools and licensed child care facilities. For the entire project, those activities which require Local Health Department assistance are expected to run through May 2026.

The Local Health Department supports those project goals by performing several tasks at public schools and child care facilities that are within the local health department’s jurisdiction. These activities include: (1) conducting first draw, post-remediation water lead samples at schools and child care facilities according to proposed permanent administrative rules 10A NCAC 41C .1005; (2) conducting follow-up and environmental lead investigations for those schools and facilities where lead-based paint hazards are identified and remain unaddressed; (3) documenting all site visits in the North Carolina Lead Surveillance System (NC LEAD)<sup>1</sup>; and (4) documenting compliance by the schools and facilities with the inspection requirements in 10A NCAC 41C .1004 during the LHD’s routine site visits.

## III. **Scope of Work and Deliverables:**

The Local Health Department (LHD) shall:

1. Conduct at least one site visit for every drinking water and food preparation outlet at public schools and licensed child care facilities in the county that had a lead concentration at or above the lead poisoning hazard level ( $\geq 10$  parts per billion) in initial water test results and were subsequently remediated. This is estimated to occur for approximately 3% of all water samples collected. Site visits should occur within 30 days of notification that remediation has occurred. At the site visit, “first draw” water samples must be collected according to EPA 3T’s method as mentioned in 10A NCAC 41C .1005 and submitted to the State Laboratory of Public Health for analysis.
2. Conduct at least one site visit to public schools and child care facilities that identified lead-based paint hazards, as mentioned in 10A NCAC 41C .1004 and which did not pursue abatement reimbursement. The purpose of each site visit is to ensure continued inaccessibility of lead hazards.

---

<sup>1</sup> NC LEAD is a module of NC EDSS, the North Carolina Electronic Disease Surveillance System.

Each site visit should occur within 30 days of the notification that hazards were identified for which no abatement reimbursement plans were made.

3. Be available for consultations related to water or lead-based paint hazards identified.
4. In NC LEAD, document all ARPA-related activities within 30 days of occurrence. This includes:
  - a. all site visits for lead in water or lead-based paint
  - b. all conversations with school and facility personnel, and
  - c. all environmental and water sample test results that have been received from post-remediation water lead sampling.
5. In the Environmental Health Inspection Data System (EHIDS), document whether a school has conducted its lead in water testing as required by 10A NCAC 41C .1005 on the school sanitation grade sheet (Form EHS 1163) comment section within 30 days of each annual inspection.
6. In EHIDS, document whether a child care center has conducted its lead in water testing as required by 18A NCAC 15A .2816 on the child care sanitation grade sheet (Form EHS 1617) within 30 days of each semi-annual inspection.

#### **IV. Performance Measures / Reporting Requirements:**

1. Performance shall be measured with the following metrics:
  - a. Number and percentage of site visits (visit details, water test results, remediation effort) that were documented in NC LEAD within 30 days of the site visit.
  - b. Number and percentage of site visits (visit details, documentation of inaccessibility of lead hazards) that were documented in NC LEAD within 30 days of the site visit.
  - c. Completion of any incomplete documentation in NC LEAD within 30 days of notification that there is incomplete documentation or new lead test results. (Children's Environmental Health Unit staff will notify the LHD of any documentation that is incomplete. The State Laboratory of Public Health will notify the LHD of any lead test results that were submitted to them for analysis, so those results can be entered.)
2. Reporting Requirements
  - a. Document each public school site visit and child care facility site visit in NC LEAD within 30 days of each visit.
  - b. Enter data or upload each school sanitation grade sheet (Form EHS 1163) documenting whether the school has conducted lead in water testing as required by 10A NCAC 41C .1005 to the Environmental Health Inspection Data System (EHIDS) within 30 days of inspection.
  - c. Enter data or upload each child care sanitation grade sheet (Form EHS 1617) documenting whether the child care center has conducted lead in water testing as required by 18A NCAC 15A .2816 to the Environmental Health Inspection Data System within 30 days of inspection.

#### **3. Reporting Required Subcontract Information**

In accordance with revised NCDHHS guidelines effective October 1, 2024, the LHD must provide the information listed below for every subcontract receiving funding from the LHD to carry out any or all of this Agreement Addendum's work.

This information is not to be returned with the signed Agreement Addendum (AA) but is to be provided to DPH when the entities are known by the LHD.

- a. Subcontracts are contracts or agreements issued by the LHD to a vendor (“Subcontractor”) or a pass-through entity (“Subrecipient”).
  1. Subcontractors are vendors hired by the LHD via a contract to provide a good or service required by the LHD to perform or accomplish specific work outlined in the executed AA. For example, if the LHD needed to build a data system to satisfy an AA’s reporting requirements, the vendor hired by the LHD to build the data system would be a Subcontractor. (However, not all Vendors are considered Subcontractors. Entities performing general administrative services for the LHD (e.g., certified professional accountants) are not considered Subcontractors.
  2. Subrecipients of the LHD are those that receive DPH pass-through funding from the LHD via a contract or agreement for them to carry out all or a portion of the programmatic responsibilities outlined in the executed AA. (Subrecipients are also referred to as Subgrantees in NCAC.)

The following information must be provided to the DPH Program Contact listed on Page 1 of this AA for review prior to the entity being awarded a contract or agreement from the LHD:

- Organization or Individual’s Name (if an individual, include the person’s title)
- EIN or Tax ID
- Street Address or PO Box
- City, State and ZIP Code
- Contact Name
- Contact Email
- Contact Telephone
- Fiscal Year End Date (of the entity)
- State whether the entity is functioning as a pass-through entity Subcontractor or Subrecipient of the LHD.

#### **V. Performance Monitoring and Quality Assurance:**

The Children’s Environmental Health Unit regional field staff will monitor performance during routine onsite program reviews that will occur at least annually.

The Children’s Environmental Health Unit Raleigh-based staff will monitor performance through monthly reviews of reports obtained by the three data systems which will capture all data related to site visits and test results: NC LEAD, the Project vendor’s public mapper, and EHIDS.

NC LEAD and the public mapper will document all test results for a school or facility, along with remediation efforts. Monitoring of NCLEAD and public mapper data system will occur at least monthly to identify whether site visits, test results and remediation efforts have been entered as required.

The EHIDS will detail when lead in water hazards are mentioned. This will appear as data entered directly into EHIDS or will appear on uploaded forms [either in the comment section on the school sanitation grade sheet (EHS Form 1163) or when the child care sanitation grade sheet (Form EHS 1617, item number 20) is marked to indicate that identified lead poisoning hazards were detected in accordance with NCGS 130A-131.7(7)].

If the LHD is deemed out of compliance, the Children’s Environmental Health regional field staff will provide technical assistance and a corrective action plan may be requested. Funds may be withheld until the LHD is back in compliance.

## VI. Funding Guidelines or Restrictions:

1. **Federal Funding Requirements:** where federal grant dollars received by the Division of Public Health (DPH) are passed through to the Local Health Department (LHD) for all or any part of this Agreement Addendum (AA).
  - a. Requirements for Pass-through Entities: In compliance with 2 CFR §200.331 – *Requirements for pass-through entities*, DPH provides Federal Award Reporting Supplements (FASs) to the LHD receiving federally funded AAs.
    1. Definition: A FAS discloses the required elements of a single federal award. FASs address elements of federal funding sources only; state funding elements will not be included in the FAS. An AA funded by more than one federal award will receive a disclosure FAS for each federal award.
    2. Frequency: An FAS will be generated as DPH receives information for federal grants. FASs will be issued to the LHD throughout the state fiscal year. For a federally funded AA, an FAS will accompany the original AA. If an AA is revised and if the revision affects federal funds, the AA Revision will include an FAS. FASs can also be sent to the LHD even if no change is needed to an AA. In those instances, the FAS will be sent to provide newly received federal grant information for funds already allocated in the existing AA.
  - b. Required Reporting Certifications: Per the revised Uniform Guidance, 2 CFR 200, if awarded federal pass-through funds, the LHD as well as all subrecipients of the LHD must certify the following whenever 1) applying for funds, 2) requesting payment, and 3) submitting financial reports:
 

“I certify to the best of my knowledge and belief that the information provided herein is true, complete, and accurate. I am aware that the provision of false, fictitious, or fraudulent information, or the omission of any material fact, may subject me to criminal, civil, or administrative consequences including, but not limited to violations of U.S. Code Title 18, Sections 2, 1001, 1343 and Title 31, Sections 3729-3730 and 3801-3812.”
2. The ARPA Lead and Asbestos Project funds are distributed based on the attached Aid-to-Counties Calculations Spreadsheet. The Local Health Department shall use this funding to support activities of the lead program including the “Lead & Asbestos Remediation in School & Child Care Facilities” ARPA-funded project.
3. Acceptable fund expenditures include, but are not limited to, sampling, shipping, analysis, travel for sample collection, if needed, data management, staff salary and fringe support, and expenditures associated with providing support to the ARPA-funded project.

<b>FY26 - FAS</b>	Activity Nbr + Name:	<b>914</b>	<b>ARPA Addressing Lead in Water and Lead-based Paint in Schools and Child Care Facilities</b>		
federal award supplement	FAS Number + Reason:	<b>1</b>	This FAS is accompanying an AA+BE or an AA Revision+BE Revision.		
	Assistance Listing Nbr + Name:	<b>21.027</b>	Coronavirus State and Local Fiscal Recovery Funds		
Is award R&D?:	FAIN:	<b>SLFRP0129</b>	IDC rate:	n/a	Fed awd total amt: \$ 150,000,000
Fed award project description:		The American Rescue Plan Act of 2021 (ARPA) directing DPH to establish programs for the detection and remediation of lead and asbestos in public schools			
Fed awd date + awarding agency:		05-18-21 U.S. Department of the Treasury			

Subrecipient	Subrecipient's UEI	Federal funds from grant listed above	Total federal funds for entire Activity	Subrecipient	Subrecipient's UEI	Federal funds from grant listed above	Total federal funds for entire Activity
Alamance	F5VHYUU13NC5			Jackson	X7YWWY6ZP574		
Albemarle	WAAVS51PNMK3			Johnston	SYGAGEFDHYR7		
Alexander	XVEEJSNY7UX9			Jones	HE3NNNUE27M7		
Anson	PK8UYTSNJCC3			Lee	F6A8UC99JWJ5		
Appalachian	CD7BFHB8W539			Lenoir	QKUF137VPGH6		
Beaufort	RN1SXF4DLXN6			Lincoln	UGGQGS5KBJG5		
Bladen	TLCTJWDJH1H9	\$ 11,155	\$ 11,155	Macon	LLPJBC6N2LL3		
Brunswick	MJBMXLN9NJT5			Madison	YQ96F8BJYTJ9		
Buncombe	W5TCDKMLHE69			MTW	ZKK5GNRNBBY6		
Burke	KVJHUFURQDM5			Mecklenburg	EZ15XL6BMM68		
Cabarrus	RDXNEJKJFU7	\$ 11,155	\$ 11,155	Montgomery	E78ZAJM3BFL3		
Caldwell	HL4FGNJNGE97	\$ 11,155	\$ 11,155	Moore	HFNSK95FS7Z8		
Carteret	UC6WJ2MQMJS8			Nash	NF58K566HQM7		
Caswell	JDJ7Y7CGYC86			New Hanover	F7TLT2GMEJE1		
Catawba	GYUNA9W1NFM1			Northampton	CRA2KCAL8BA4		
Chatham	KE57QE2GV5F1	\$ 18,148	\$ 18,148	Onslow	EGE7NBXW5JS6		
Cherokee	DCEGK6HA11M5			Orange	GGFCW9XDA53	\$ 19,067	\$ 19,067
Clay	HYKLQVNWXLK7			Pamlico	FT59QFEAU344	\$ 11,155	\$ 11,155
Cleveland	UWMUYMPVL483			Pender	T11BE678U9P5	\$ 11,155	\$ 11,155
Columbus	V1UAJ4L87WQ7	\$ 3,000	\$ 3,000	Person	FQ8LFJGMABJ4		
Craven	LTZ2U8LZQ214	\$ 13,506	\$ 13,506	Pitt	VZNPMLCFT5R6		
Cumberland	HALND8WJ3GW4			Polk	QZ6BZPGLX4Y9		
Dare	ELV6JGB11QK6			Randolph	T3BUM1CVS9N5	\$ 11,155	\$ 11,155
Davidson	C9P5MDJC7KY7	\$ 24,681	\$ 24,681	Richmond	Q63FZNTJM3M4		
Davie	L8WBGLHZV239			Robeson	LKBEJQFLAAK5		
Duplin	KZN4GK5262K3			Rockingham	KGCCCHJZZ43		
Durham	LJ5BA6U2HLM7			Rowan	GCB7UCV96NW6		
Edgecombe	MAN4LX44AD17			Sampson	WRT9CSK1KJY5	\$ 11,155	\$ 11,155
Foothills	NGTEF2MQ8LL4			Scotland	FNVTCUQGCHM5		
Forsyth	V6BGVQ67YPY5			Stanly	U86MZUYPL7C5	\$ 16,412	\$ 16,412
Franklin	FFKTRQCNN143			Stokes	W41TRA3NUNS1		
Gaston	QKY9R8A8D5J6			Surry	FMWCTM24C9J8		
Graham	L8MAVKQJTYN7			Swain	TAE3M92L4QR4		
Granv-Vance	MGQJJK22EJB3			Toe River	JUA6GAUQ9UM1		
Greene	VCU5LD71N9U3			Transylvania	YLN4BFCJCP39		
Guilford	YBEQWGFJPMJ3			Union	LHMKBD4AGRJ5	\$ 27,255	\$ 27,255
Halifax	MRL8MYNJ3Y5			Wake	FTJ2WJPLWMJ3		
Harnett	JBDCD9V41BX7			Warren	TLNAU5CNHSU5	\$ 12,655	\$ 12,655
Haywood	DQHZEAV95G5	\$ 11,155	\$ 11,155	Wayne	DACFHCLQKMS1		
Henderson	TG5AR81JLFQ5			Wilkes	M14KKHY2NNR3		
Hoke	C1GWSADARX51			Wilson	ME2DJHMYWG55	\$ 11,155	\$ 11,155
Hyde	T2RSYN36NN64			Yadkin	PLCDT7JFA8B1		
Iredell	XTNRLKJLA4S9			Yancey	L98MCUHKC2J8		

UEI = Unique Entity Identifier


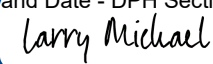


DPH-Aid-To-Counties

For Fiscal Year: 25/26

Budgetary Estimate Number : 0

Activity 914	AA	230330 2B0SFLA 200TT00000	Total Allocated	230330 2B0SFLT 200TT00000	Total Allocated	Proposed Total	New Total
Service Period		06/01-05/31		06/01-05/31			
Payment Period		07/01-06/30		07/01-06/30			
01 Alamance		0	\$0.00	0	\$0.00	0	0
D1 Albemarle		0	\$0.00	0	\$0.00	0	0
02 Alexander		0	\$0.00	0	\$0.00	0	0
04 Anson		0	\$0.00	0	\$0.00	0	0
D2 Appalachian		0	\$0.00	0	\$0.00	0	0
07 Beaufort		0	\$0.00	0	\$0.00	0	0
09 Bladen		0	\$0.00	0	\$0.00	0	0
10 Brunswick		0	\$0.00	0	\$0.00	0	0
11 Buncombe		0	\$0.00	0	\$0.00	0	0
12 Burke		0	\$0.00	0	\$0.00	0	0
13 Cabarrus		0	\$0.00	0	\$0.00	0	0
14 Caldwell	* 0	5,463	\$0.00	1,530	\$0.00	6,993	6,993
16 Carteret		0	\$0.00	0	\$0.00	0	0
17 Caswell		0	\$0.00	0	\$0.00	0	0
18 Catawba		0	\$0.00	0	\$0.00	0	0
19 Chatham		0	\$0.00	0	\$0.00	0	0
20 Cherokee		0	\$0.00	0	\$0.00	0	0
22 Clay		0	\$0.00	0	\$0.00	0	0
23 Cleveland		0	\$0.00	0	\$0.00	0	0
24 Columbus		0	\$0.00	0	\$0.00	0	0
25 Craven	* 0	1,837	\$0.00	514	\$0.00	2,351	2,351
26 Cumberland		0	\$0.00	0	\$0.00	0	0
28 Dare		0	\$0.00	0	\$0.00	0	0
29 Davidson	* 0	10,567	\$0.00	2,959	\$0.00	13,526	13,526
30 Davie		0	\$0.00	0	\$0.00	0	0
31 Duplin		0	\$0.00	0	\$0.00	0	0
32 Durham		0	\$0.00	0	\$0.00	0	0
33 Edgecombe		0	\$0.00	0	\$0.00	0	0
D7 Foothills		0	\$0.00	0	\$0.00	0	0
34 Forsyth		0	\$0.00	0	\$0.00	0	0
35 Franklin		0	\$0.00	0	\$0.00	0	0
36 Gaston		0	\$0.00	0	\$0.00	0	0
38 Graham		0	\$0.00	0	\$0.00	0	0
D3 Gran-Vance		0	\$0.00	0	\$0.00	0	0
40 Greene		0	\$0.00	0	\$0.00	0	0
41 Guilford		0	\$0.00	0	\$0.00	0	0
42 Halifax		0	\$0.00	0	\$0.00	0	0
43 Harnett		0	\$0.00	0	\$0.00	0	0
44 Haywood		0	\$0.00	0	\$0.00	0	0
45 Henderson		0	\$0.00	0	\$0.00	0	0
47 Hoke		0	\$0.00	0	\$0.00	0	0
48 Hyde		0	\$0.00	0	\$0.00	0	0
49 Iredell		0	\$0.00	0	\$0.00	0	0
50 Jackson		0	\$0.00	0	\$0.00	0	0

51 Johnston		0	\$0.00	0	\$0.00	0	0
52 Jones		0	\$0.00	0	\$0.00	0	0
53 Lee		0	\$0.00	0	\$0.00	0	0
54 Lenoir		0	\$0.00	0	\$0.00	0	0
55 Lincoln		0	\$0.00	0	\$0.00	0	0
56 Macon		0	\$0.00	0	\$0.00	0	0
57 Madison		0	\$0.00	0	\$0.00	0	0
D4 M-T-W		0	\$0.00	0	\$0.00	0	0
60 Mecklenburg		0	\$0.00	0	\$0.00	0	0
62 Montgomery		0	\$0.00	0	\$0.00	0	0
63 Moore		0	\$0.00	0	\$0.00	0	0
64 Nash		0	\$0.00	0	\$0.00	0	0
65 New Hanover		0	\$0.00	0	\$0.00	0	0
66 Northampton		0	\$0.00	0	\$0.00	0	0
67 Onslow		0	\$0.00	0	\$0.00	0	0
68 Orange		0	\$0.00	0	\$0.00	0	0
69 Pamlico	* 0	2,344	\$0.00	656	\$0.00	3,000	3,000
71 Pender		0	\$0.00	0	\$0.00	0	0
73 Person		0	\$0.00	0	\$0.00	0	0
74 Pitt		0	\$0.00	0	\$0.00	0	0
75 Polk		0	\$0.00	0	\$0.00	0	0
76 Randolph		0	\$0.00	0	\$0.00	0	0
77 Richmond		0	\$0.00	0	\$0.00	0	0
78 Robeson		0	\$0.00	0	\$0.00	0	0
79 Rockingham		0	\$0.00	0	\$0.00	0	0
80 Rowan		0	\$0.00	0	\$0.00	0	0
82 Sampson		0	\$0.00	0	\$0.00	0	0
83 Scotland		0	\$0.00	0	\$0.00	0	0
84 Stanly	* 0	4,107	\$0.00	1,150	\$0.00	5,257	5,257
85 Stokes		0	\$0.00	0	\$0.00	0	0
86 Surry		0	\$0.00	0	\$0.00	0	0
87 Swain		0	\$0.00	0	\$0.00	0	0
D6 Toe River		0	\$0.00	0	\$0.00	0	0
88 Transylvania		0	\$0.00	0	\$0.00	0	0
90 Union	* 0	12,578	\$0.00	3,522	\$0.00	16,100	16,100
92 Wake		0	\$0.00	0	\$0.00	0	0
93 Warren	* 0	1,172	\$0.00	328	\$0.00	1,500	1,500
96 Wayne		0	\$0.00	0	\$0.00	0	0
97 Wilkes		0	\$0.00	0	\$0.00	0	0
98 Wilson		0	\$0.00	0	\$0.00	0	0
99 Yadkin		0	\$0.00	0	\$0.00	0	0
00 Yancey		0	\$0.00	0	\$0.00	0	0
Totals		38,068	0	10,659	0	48,727	48,727

Sign and Date by: DPH Program Administrator  12/04/24   5:55 PM EST	Sign and Date by: DPH Section Chief  12/04/24   7:28 PM EST
Sign and Date - DPH Budget Office – ATC Coordinator  12/4/2024	Sign and Date - DPH Budget Officer  12/05/2024

AH 12/05/24





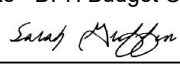

DPH-Aid-To-Counties

For Fiscal Year: 25/26

Budgetary Estimate Number : 1

Activity 914	AA	230330 2B0SFLA 200TT00000	Total Allocated	230330 2B0SFLT 200TT00000	Total Allocated	Proposed Total	New Total
Service Period		06/01-05/31		06/01-05/31			
Payment Period		07/01-06/30		07/01-06/30			
01 Alamance		0	\$0.00	0	\$0.00	0	0
D1 Albemarle		0	\$0.00	0	\$0.00	0	0
02 Alexander		0	\$0.00	0	\$0.00	0	0
04 Anson		0	\$0.00	0	\$0.00	0	0
D2 Appalachian		0	\$0.00	0	\$0.00	0	0
07 Beaufort		0	\$0.00	0	\$0.00	0	0
09 Bladen	* 0	9,708	\$0.00	2,718	\$0.00	12,426	12,426
10 Brunswick		0	\$0.00	0	\$0.00	0	0
11 Buncombe		0	\$0.00	0	\$0.00	0	0
12 Burke		0	\$0.00	0	\$0.00	0	0
13 Cabarrus	* 0	9,708	\$0.00	2,718	\$0.00	12,426	12,426
14 Caldwell	* 0	9,708	\$5,463.00	2,718	\$1,530.00	12,426	19,419
16 Carteret		0	\$0.00	0	\$0.00	0	0
17 Caswell		0	\$0.00	0	\$0.00	0	0
18 Catawba		0	\$0.00	0	\$0.00	0	0
19 Chatham	* 0	9,708	\$0.00	2,718	\$0.00	12,426	12,426
20 Cherokee		0	\$0.00	0	\$0.00	0	0
22 Clay		0	\$0.00	0	\$0.00	0	0
23 Cleveland		0	\$0.00	0	\$0.00	0	0
24 Columbus		0	\$0.00	0	\$0.00	0	0
25 Craven	* 0	9,708	\$1,837.00	2,718	\$514.00	12,426	14,777
26 Cumberland		0	\$0.00	0	\$0.00	0	0
28 Dare		0	\$0.00	0	\$0.00	0	0
29 Davidson	* 0	9,708	\$10,567.00	2,718	\$2,959.00	12,426	25,952
30 Davie		0	\$0.00	0	\$0.00	0	0
31 Duplin		0	\$0.00	0	\$0.00	0	0
32 Durham		0	\$0.00	0	\$0.00	0	0
33 Edgecombe		0	\$0.00	0	\$0.00	0	0
D7 Foothills		0	\$0.00	0	\$0.00	0	0
34 Forsyth		0	\$0.00	0	\$0.00	0	0
35 Franklin		0	\$0.00	0	\$0.00	0	0
36 Gaston		0	\$0.00	0	\$0.00	0	0
38 Graham		0	\$0.00	0	\$0.00	0	0
D3 Gran-Vance		0	\$0.00	0	\$0.00	0	0
40 Greene		0	\$0.00	0	\$0.00	0	0
41 Guilford		0	\$0.00	0	\$0.00	0	0
42 Halifax		0	\$0.00	0	\$0.00	0	0
43 Harnett		0	\$0.00	0	\$0.00	0	0
44 Haywood	* 0	9,708	\$0.00	2,718	\$0.00	12,426	12,426
45 Henderson		0	\$0.00	0	\$0.00	0	0
47 Hoke		0	\$0.00	0	\$0.00	0	0
48 Hyde		0	\$0.00	0	\$0.00	0	0
49 Iredell		0	\$0.00	0	\$0.00	0	0
50 Jackson		0	\$0.00	0	\$0.00	0	0

51 Johnston		0	\$0.00	0	\$0.00	0	0
52 Jones		0	\$0.00	0	\$0.00	0	0
53 Lee		0	\$0.00	0	\$0.00	0	0
54 Lenoir		0	\$0.00	0	\$0.00	0	0
55 Lincoln		0	\$0.00	0	\$0.00	0	0
56 Macon		0	\$0.00	0	\$0.00	0	0
57 Madison		0	\$0.00	0	\$0.00	0	0
D4 M-T-W		0	\$0.00	0	\$0.00	0	0
60 Mecklenburg		0	\$0.00	0	\$0.00	0	0
62 Montgomery		0	\$0.00	0	\$0.00	0	0
63 Moore		0	\$0.00	0	\$0.00	0	0
64 Nash		0	\$0.00	0	\$0.00	0	0
65 New Hanover		0	\$0.00	0	\$0.00	0	0
66 Northampton		0	\$0.00	0	\$0.00	0	0
67 Onslow		0	\$0.00	0	\$0.00	0	0
68 Orange		0	\$0.00	0	\$0.00	0	0
69 Pamlico	* 0	9,708	\$2,344.00	2,718	\$656.00	12,426	15,426
71 Pender	* 0	9,708	\$0.00	2,718	\$0.00	12,426	12,426
73 Person		0	\$0.00	0	\$0.00	0	0
74 Pitt		0	\$0.00	0	\$0.00	0	0
75 Polk		0	\$0.00	0	\$0.00	0	0
76 Randolph	* 0	9,708	\$0.00	2,718	\$0.00	12,426	12,426
77 Richmond		0	\$0.00	0	\$0.00	0	0
78 Robeson		0	\$0.00	0	\$0.00	0	0
79 Rockingham		0	\$0.00	0	\$0.00	0	0
80 Rowan		0	\$0.00	0	\$0.00	0	0
82 Sampson	* 0	9,708	\$0.00	2,718	\$0.00	12,426	12,426
83 Scotland		0	\$0.00	0	\$0.00	0	0
84 Stanly	* 0	9,708	\$4,107.00	2,718	\$1,150.00	12,426	17,683
85 Stokes		0	\$0.00	0	\$0.00	0	0
86 Surry		0	\$0.00	0	\$0.00	0	0
87 Swain		0	\$0.00	0	\$0.00	0	0
D6 Toe River		0	\$0.00	0	\$0.00	0	0
88 Transylvania		0	\$0.00	0	\$0.00	0	0
90 Union	* 0	9,708	\$12,578.00	2,718	\$3,522.00	12,426	28,526
92 Wake		0	\$0.00	0	\$0.00	0	0
93 Warren	* 0	9,708	\$1,172.00	2,718	\$328.00	12,426	13,926
96 Wayne		0	\$0.00	0	\$0.00	0	0
97 Wilkes		0	\$0.00	0	\$0.00	0	0
98 Wilson	* 0	9,708	\$0.00	2,718	\$0.00	12,426	12,426
99 Yadkin		0	\$0.00	0	\$0.00	0	0
00 Yancey		0	\$0.00	0	\$0.00	0	0
Totals		145,620	38,068	40,770	10,659	186,390	235,117

Sign and Date - DPH Program Administrator  12/30/24   5:41 PM EST	Sign and Date - DPH Section Chief  12/30/24   6:48 PM EST
Sign and Date - DPH Budget Office – ATC Coordinator  12/31/2024	Sign and Date - DPH Budget Officer  01/03/2025

AT 01/03/2025





DPH-Aid-To-Counties

For Fiscal Year: 25/26

Budgetary Estimate Number : 2

Activity 914	AA	230330 2B0SFLA 200TT00000	Total Allocated	230330 2B0SFLT 200TT00000	Total Allocated	Proposed Total	New Total
Service Period		06/01-05/31		06/01-05/31			
Payment Period		07/01-06/30		07/01-06/30			
01 Alamance		0	\$0.00	0	\$0.00	0	0
D1 Albemarle		0	\$0.00	0	\$0.00	0	0
02 Alexander		0	\$0.00	0	\$0.00	0	0
04 Anson		0	\$0.00	0	\$0.00	0	0
D2 Appalachian		0	\$0.00	0	\$0.00	0	0
07 Beaufort		0	\$0.00	0	\$0.00	0	0
09 Bladen	* 0	-993	\$9,708.00	-278	\$2,718.00	-1,271	11,155
10 Brunswick		0	\$0.00	0	\$0.00	0	0
11 Buncombe		0	\$0.00	0	\$0.00	0	0
12 Burke		0	\$0.00	0	\$0.00	0	0
13 Cabarrus	* 0	-993	\$9,708.00	-278	\$2,718.00	-1,271	11,155
14 Caldwell	* 0	-6,456	\$15,171.00	-1,808	\$4,248.00	-8,264	11,155
16 Carteret		0	\$0.00	0	\$0.00	0	0
17 Caswell		0	\$0.00	0	\$0.00	0	0
18 Catawba		0	\$0.00	0	\$0.00	0	0
19 Chatham	* 0	4,470	\$9,708.00	1,252	\$2,718.00	5,722	18,148
20 Cherokee		0	\$0.00	0	\$0.00	0	0
22 Clay		0	\$0.00	0	\$0.00	0	0
23 Cleveland		0	\$0.00	0	\$0.00	0	0
24 Columbus	* 0	2,344	\$0.00	656	\$0.00	3,000	3,000
25 Craven	* 0	-993	\$11,545.00	-278	\$3,232.00	-1,271	13,506
26 Cumberland		0	\$0.00	0	\$0.00	0	0
28 Dare		0	\$0.00	0	\$0.00	0	0
29 Davidson	* 0	-993	\$20,275.00	-278	\$5,677.00	-1,271	24,681
30 Davie		0	\$0.00	0	\$0.00	0	0
31 Duplin		0	\$0.00	0	\$0.00	0	0
32 Durham		0	\$0.00	0	\$0.00	0	0
33 Edgecombe		0	\$0.00	0	\$0.00	0	0
D7 Foothills		0	\$0.00	0	\$0.00	0	0
34 Forsyth		0	\$0.00	0	\$0.00	0	0
35 Franklin		0	\$0.00	0	\$0.00	0	0
36 Gaston		0	\$0.00	0	\$0.00	0	0
38 Graham		0	\$0.00	0	\$0.00	0	0
D3 Gran-Vance		0	\$0.00	0	\$0.00	0	0
40 Greene		0	\$0.00	0	\$0.00	0	0
41 Guilford		0	\$0.00	0	\$0.00	0	0
42 Halifax		0	\$0.00	0	\$0.00	0	0
43 Harnett		0	\$0.00	0	\$0.00	0	0
44 Haywood	* 0	-993	\$9,708.00	-278	\$2,718.00	-1,271	11,155
45 Henderson		0	\$0.00	0	\$0.00	0	0
47 Hoke		0	\$0.00	0	\$0.00	0	0
48 Hyde		0	\$0.00	0	\$0.00	0	0
49 Iredell		0	\$0.00	0	\$0.00	0	0
50 Jackson		0	\$0.00	0	\$0.00	0	0

51 Johnston			0	\$0.00	0	\$0.00	0	0
52 Jones			0	\$0.00	0	\$0.00	0	0
53 Lee			0	\$0.00	0	\$0.00	0	0
54 Lenoir			0	\$0.00	0	\$0.00	0	0
55 Lincoln			0	\$0.00	0	\$0.00	0	0
56 Macon			0	\$0.00	0	\$0.00	0	0
57 Madison			0	\$0.00	0	\$0.00	0	0
D4 M-T-W			0	\$0.00	0	\$0.00	0	0
60 Mecklenburg			0	\$0.00	0	\$0.00	0	0
62 Montgomery			0	\$0.00	0	\$0.00	0	0
63 Moore			0	\$0.00	0	\$0.00	0	0
64 Nash			0	\$0.00	0	\$0.00	0	0
65 New Hanover			0	\$0.00	0	\$0.00	0	0
66 Northampton			0	\$0.00	0	\$0.00	0	0
67 Onslow			0	\$0.00	0	\$0.00	0	0
68 Orange	*	0	14,896	\$0.00	4,171	\$0.00	19,067	19,067
69 Pamlico	*	0	-3,337	\$12,052.00	-934	\$3,374.00	-4,271	11,155
71 Pender	*	0	-993	\$9,708.00	-278	\$2,718.00	-1,271	11,155
73 Person			0	\$0.00	0	\$0.00	0	0
74 Pitt			0	\$0.00	0	\$0.00	0	0
75 Polk			0	\$0.00	0	\$0.00	0	0
76 Randolph	*	0	-993	\$9,708.00	-278	\$2,718.00	-1,271	11,155
77 Richmond			0	\$0.00	0	\$0.00	0	0
78 Robeson			0	\$0.00	0	\$0.00	0	0
79 Rockingham			0	\$0.00	0	\$0.00	0	0
80 Rowan			0	\$0.00	0	\$0.00	0	0
82 Sampson	*	0	-993	\$9,708.00	-278	\$2,718.00	-1,271	11,155
83 Scotland			0	\$0.00	0	\$0.00	0	0
84 Stanly	*	0	-993	\$13,815.00	-278	\$3,868.00	-1,271	16,412
85 Stokes			0	\$0.00	0	\$0.00	0	0
86 Surry			0	\$0.00	0	\$0.00	0	0
87 Swain			0	\$0.00	0	\$0.00	0	0
D6 Toe River			0	\$0.00	0	\$0.00	0	0
88 Transylvania			0	\$0.00	0	\$0.00	0	0
90 Union	*	0	-993	\$22,286.00	-278	\$6,240.00	-1,271	27,255
92 Wake			0	\$0.00	0	\$0.00	0	0
93 Warren	*	0	-993	\$10,880.00	-278	\$3,046.00	-1,271	12,655
96 Wayne			0	\$0.00	0	\$0.00	0	0
97 Wilkes			0	\$0.00	0	\$0.00	0	0
98 Wilson	*	0	-993	\$9,708.00	-278	\$2,718.00	-1,271	11,155
99 Yadkin			0	\$0.00	0	\$0.00	0	0
00 Yancey			0	\$0.00	0	\$0.00	0	0
Totals			1	183,688	1	51,429	2	235,119

Sign and Date - DPH Program Administrator  01/28/25   8:42 PM EST	Sign and Date - DPH Section Chief  01/28/25   8:44 PM EST
Sign and Date - DPH Budget Office - ATC Coordinator  1/29/2025	Sign and Date - DPH Budget Officer  2/3/2025

*Ad* 01/31/2025