

Division of Public Health Agreement Addendum FY 25-26

Union County Consolidated Human Services
Agency,
Public Health Department

Local Health Department Legal Name

117 Public Health Infrastructure: Local Workforce
Development

Activity Number and Description

06/01/2025 – 05/31/2026

Service Period

07/01/2025 – 06/30/2026

Payment Period

- Original Agreement Addendum
 Agreement Addendum Revision # 1

Local Community Support Section

DPH Section / Branch Name

Douglas Urland, (919) 604-6230
doug.urland@dhhs.nc.gov

DPH Program Contact

(name, phone number, and email)

DPH Program Signature

(only required for a negotiable Agreement Addendum)

Date

I. Background:

No change.

II. Purpose:

Recognizing that this work is critical to local public health departments now and into the future, DPH has committed additional financial resources to this Activity and to the Foundational Capabilities outlined in the original Agreement Addendum.

III. Scope of Work and Deliverables:

No change.

IV. Performance Measures / Reporting Requirements:

No change.

V. Performance Monitoring and Quality Assurance:

No change.

VI. Funding Guidelines or Restrictions:

No change.

Health Director Signature (use blue ink or verifiable digital signature)

Date

LHD to complete: _____ LHD program contact name: _____
[For DPH to contact in case follow-up information is needed.] Phone and email address: _____

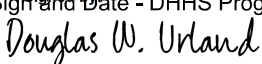
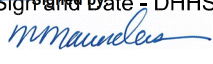
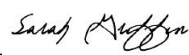

Signature on this page signifies you have read and accepted all pages of this document.

FY26 - FAS	Activity Nbr + Name:	117	PH Infrastructure: Local Workforce Development	
federal award supplement	FAS Number + Reason:	2	This FAS is accompanying an AA+BE or an AA Revision+BE Revision.	
	Assistance Listing Nbr + Name:	93.967	CDC's Collaboration with Academia to Strengthen Public Health	
Is award R&D?:	FAIN:	no	NE110E000015	IDC rate: n/a Fed awd total amt: \$ 18,221,039
Fed award project description:	Strengthening North Carolina's Public Health Infrastructure, Workforce, and Data Systems			
Fed awd date + awarding agency:	03-28-23 HHS, Centers for Disease Control and Prevention			

Subrecipient	Subrecipient's UEI	Federal funds from grant listed above	Total federal funds for entire Activity	Subrecipient	Subrecipient's UEI	Federal funds from grant listed above	Total federal funds for entire Activity
Alamance	F5VHYUU13NC5	\$ 66,768	\$ 559,261	Jackson	X7YWWY6ZP574	\$ 22,737	\$ 22,737
Albemarle	WAAVS51PNMK3	\$ 120,967	\$ 684,002	Johnston	SYGAGEFDHYR7	\$ 77,705	\$ 553,754
Alexander	XVEEJSNY7UX9	\$ 19,841	\$ 168,876	Jones	HE3NNNUE27M7	\$ 16,473	\$ 128,020
Anson	PK8UYTSNJCC3	\$ 22,688	\$ 22,688	Lee	F6A8UC99JWJ5	\$ 33,834	\$ 80,990
Appalachian	CD7BFHB8W539	\$ 49,401	\$ 201,881	Lenoir	QKUF37VPGH6	\$ 37,793	\$ 301,260
Beaufort	RN1SXF4LXN6	\$ 26,668	\$ 181,169	Lincoln	UGGQGSKKBGJ5	\$ 30,045	\$ 257,460
Bladen	TLCTJWDJH1H9	\$ 27,165	\$ 153,966	Macon	LLPJBC6N2LL3	\$ 16,750	\$ 94,737
Brunswick	MJBMXLN9NJT5	\$ 54,221	\$ 464,655	Madison	YQ96F8BJYTJ9	\$ 17,868	\$ 17,868
Buncombe	W5TCDKMLHE69	\$ 90,329	\$ 526,232	MTW	ZKK5GNRNB5Y6	\$ 50,204	\$ 50,204
Burke	KVJHUFURQDM5	\$ 43,605	\$ 188,920	Mecklenburg	EZ15XL6BMM68	\$ -	\$ -
Cabarrus	RDXNEJKJFU7	\$ 72,374	\$ 72,374	Montgomery	E78ZAJM3BFL3	\$ 23,255	\$ 59,499
Caldwell	HL4FGNJNGE97	\$ 33,649	\$ 114,111	Moore	HFNSK95FS7Z8	\$ 38,797	\$ 268,930
Carteret	UC6WJ2MQMJS8	\$ 28,214	\$ 139,567	Nash	NF58K566HQM7	\$ 44,918	\$ 365,479
Caswell	JDJ7Y7CGYC86	\$ 18,701	\$ 130,425	New Hanover	F7TLT2GMEJE1	\$ 78,091	\$ 577,819
Catawba	GYUNA9W1NFM1	\$ 59,856	\$ 402,212	Northampton	CRA2KCAL8BA4	\$ 20,297	\$ 37,232
Chatham	KE57QE2GV5F1	\$ 31,273	\$ 247,881	Onslow	EGE7NBXW5JS6	\$ 68,803	\$ 589,405
Cherokee	DCEGK6HA11M5	\$ 16,023	\$ 16,023	Orange	GFFMCW9XDA53	\$ 50,713	\$ 309,173
Clay	HYKLQVNWLXK7	\$ 7,023	\$ 7,023	Pamlico	FT59QFEAU344	\$ 13,914	\$ 26,247
Cleveland	UWMUYMPVL483	\$ 45,789	\$ 188,809	Pender	T11BE678U9P5	\$ 27,355	\$ 228,173
Columbus	V1UAJ4L87WQ7	\$ 35,010	\$ 65,941	Person	FQ8LFJGMABJ4	\$ 23,922	\$ 203,088
Craven	LTZ2U8LZQ214	\$ 45,502	\$ 145,502	Pitt	VZNPMLFT5R6	\$ 70,299	\$ 519,509
Cumberland	HALND8WJ3GW4	\$ 120,305	\$ 632,954	Polk	QZ6BZPGLX4Y9	\$ 12,593	\$ 80,361
Dare	ELV6JGB11QK6	\$ 14,448	\$ 14,448	Randolph	T3BUM1CVS9N5	\$ 59,111	\$ 501,335
Davidson	C9P5MDJC7KY7	\$ 64,682	\$ 542,307	Richmond	Q63FZNTJM3M4	\$ 32,677	\$ 175,014
Davie	L8WBGLHZV239	\$ 19,512	\$ 125,499	Robeson	LKBEJQFLAAK5	\$ 68,360	\$ 216,848
Duplin	KZN4GK5262K3	\$ 38,951	\$ 281,774	Rockingham	KGCCCHJZZ43	\$ 41,204	\$ 294,389
Durham	LJ5BA6U2HLM7	\$ 113,846	\$ 916,296	Rowan	GCB7UCV96NW6	\$ 57,392	\$ 487,429
Edgecombe	MAN4LX44AD17	\$ 35,005	\$ 128,178	Sampson	WRT9CSK1KJY5	\$ 38,983	\$ 326,843
Foothills	NGTEF2MQ8LL4	\$ 51,934	\$ 65,715	Scotland	FNVTCUQGCHM5	\$ 29,111	\$ 236,412
Forsyth	V6BGVQ67YPY5	\$ 133,217	\$ 1,124,923	Stanly	U86MZUYPL7C5	\$ 27,158	\$ 232,231
Franklin	FFKTRQCNN143	\$ 30,746	\$ 233,352	Stokes	W41TRA3NUNS1	\$ 18,457	\$ 18,457
Gaston	QKY9R8A8D5J6	\$ 78,710	\$ 542,434	Surry	FMWCTM24C9J8	\$ 35,786	\$ 174,904
Graham	L8MAVKQJTYN7	\$ 10,747	\$ 10,747	Swain	TAE3M92L4QR4	\$ 15,778	\$ 15,778
Granv-Vance	MGQJKK22EJB3	\$ 62,865	\$ 417,112	Toe River	JUA6GAUQ9UM1	\$ 22,680	\$ 22,680
Greene	VCU5LD71N9U3	\$ 25,697	\$ 188,980	Transylvania	YLN4BFCJCP39	\$ 14,597	\$ 101,135
Guilford	YBEQWGFJPMJ3	\$ 186,689	\$ 1,281,756	Union	LHMKBD4AGRJ5	\$ 75,091	\$ 643,993
Halifax	MRL8MYNJ3Y5	\$ 34,070	\$ 100,066	Wake	FTJ2WJPLWMJ3	\$ -	\$ -
Harnett	JBDC9V41BX7	\$ 55,368	\$ 155,610	Warren	TLNAU5CNHSU5	\$ 21,418	\$ 178,452
Haywood	DQHZEVAV95G5	\$ 24,441	\$ 172,021	Wayne	DACFHCLQKMS1	\$ 57,993	\$ 152,327
Henderson	TG5AR81JLFQ5	\$ 44,097	\$ 374,151	Wilkes	M14KKHY2NNR3	\$ 32,966	\$ 259,294
Hoke	C1GWSADARX51	\$ 32,229	\$ 234,288	Wilson	ME2DJHMYWG55	\$ 44,629	\$ 380,048
Hyde	T2RSYN36NN64	\$ 13,811	\$ 106,062	Yadkin	PLCDT7JFA8B1	\$ 22,316	\$ 138,449
Iredell	XTNRLKJLA4S9	\$ 61,038	\$ 222,433	Yancey	L98MCUHKC2J8	\$ 12,815	\$ 12,815

Activity 117	AA	131006 2B0SG23 20G0216002	Total Allocated	131204 2B0SLH 20G0216001	Total Allocated	Proposed Total	New Total
Service Period		04/01-05/31		06/01-05/31			
Payment Period		05/01-06/30		07/01-06/30			
01 Alamance	* 1	66,768	\$0.00	0	\$492,493.00	66,768	559,261
D1 Albemarle	* 1	120,967	\$0.00	0	\$563,035.00	120,967	684,002
02 Alexander	* 1	19,841	\$0.00	0	\$149,035.00	19,841	168,876
04 Anson	* 0	22,688	\$0.00	0	\$0.00	22,688	22,688
D2 Appalachian	* 1	49,401	\$0.00	0	\$152,480.00	49,401	201,881
07 Beaufort	* 1	26,668	\$0.00	0	\$154,501.00	26,668	181,169
09 Bladen	* 1	27,165	\$0.00	0	\$126,801.00	27,165	153,966
10 Brunswick	* 1	54,221	\$0.00	0	\$410,434.00	54,221	464,655
11 Buncombe	* 1	90,329	\$0.00	0	\$435,903.00	90,329	526,232
12 Burke	* 1	43,605	\$0.00	0	\$145,315.00	43,605	188,920
13 Cabarrus	* 0	72,374	\$0.00	0	\$0.00	72,374	72,374
14 Caldwell	* 1	33,649	\$0.00	0	\$80,462.00	33,649	114,111
16 Carteret	* 1	28,214	\$0.00	0	\$111,353.00	28,214	139,567
17 Caswell	* 1	18,701	\$0.00	0	\$111,724.00	18,701	130,425
18 Catawba	* 1	59,856	\$0.00	0	\$342,356.00	59,856	402,212
19 Chatham	* 1	31,273	\$0.00	0	\$216,608.00	31,273	247,881
20 Cherokee	* 0	16,023	\$0.00	0	\$0.00	16,023	16,023
22 Clay	* 0	7,023	\$0.00	0	\$0.00	7,023	7,023
23 Cleveland	* 1	45,789	\$0.00	0	\$143,020.00	45,789	188,809
24 Columbus	* 1	35,010	\$0.00	0	\$30,931.00	35,010	65,941
25 Craven	* 1	45,502	\$0.00	0	\$100,000.00	45,502	145,502
26 Cumberland	* 1	120,305	\$0.00	0	\$512,649.00	120,305	632,954
28 Dare	* 0	14,448	\$0.00	0	\$0.00	14,448	14,448
29 Davidson	* 1	64,682	\$0.00	0	\$477,625.00	64,682	542,307
30 Davie	* 1	19,512	\$0.00	0	\$105,987.00	19,512	125,499
31 Duplin	* 1	38,951	\$0.00	0	\$242,823.00	38,951	281,774
32 Durham	* 1	113,846	\$0.00	0	\$802,450.00	113,846	916,296
33 Edgecombe	* 1	35,005	\$0.00	0	\$93,173.00	35,005	128,178
D7 Foothills	* 1	51,934	\$0.00	0	\$13,781.00	51,934	65,715
34 Forsyth	* 1	133,217	\$0.00	0	\$991,706.00	133,217	1,124,923
35 Franklin	* 1	30,746	\$0.00	0	\$202,606.00	30,746	233,352
36 Gaston	* 1	78,710	\$0.00	0	\$463,724.00	78,710	542,434
38 Graham	* 0	10,747	\$0.00	0	\$0.00	10,747	10,747
D3 Gran-Vance	* 1	62,865	\$0.00	0	\$354,247.00	62,865	417,112
40 Greene	* 1	25,697	\$0.00	0	\$163,283.00	25,697	188,980
41 Guilford	* 1	186,689	\$0.00	0	\$1,095,067.00	186,689	1,281,756
42 Halifax	* 1	34,070	\$0.00	0	\$65,996.00	34,070	100,066
43 Harnett	* 1	55,368	\$0.00	0	\$100,242.00	55,368	155,610
44 Haywood	* 1	24,441	\$0.00	0	\$147,580.00	24,441	172,021
45 Henderson	* 1	44,097	\$0.00	0	\$330,054.00	44,097	374,151
47 Hoke	* 1	32,229	\$0.00	0	\$202,059.00	32,229	234,288
48 Hyde	* 1	13,811	\$0.00	0	\$92,251.00	13,811	106,062
49 Iredell	* 1	61,038	\$0.00	0	\$161,395.00	61,038	222,433
50 Jackson	* 0	22,737	\$0.00	0	\$0.00	22,737	22,737

51 Johnston	* 1	77,705	\$0.00	0	\$476,049.00	77,705	553,754
52 Jones	* 1	16,473	\$0.00	0	\$111,547.00	16,473	128,020
53 Lee	* 1	33,834	\$0.00	0	\$47,156.00	33,834	80,990
54 Lenoir	* 1	37,793	\$0.00	0	\$263,467.00	37,793	301,260
55 Lincoln	* 1	30,045	\$0.00	0	\$227,415.00	30,045	257,460
56 Macon	* 1	16,750	\$0.00	0	\$77,987.00	16,750	94,737
57 Madison	* 0	17,868	\$0.00	0	\$0.00	17,868	17,868
D4 M-T-W	* 0	50,204	\$0.00	0	\$0.00	50,204	50,204
60 Mecklenburg		0	\$0.00	0	\$0.00	0	0
62 Montgomery	* 1	23,255	\$0.00	0	\$36,244.00	23,255	59,499
63 Moore	* 1	38,797	\$0.00	0	\$230,133.00	38,797	268,930
64 Nash	* 1	44,918	\$0.00	0	\$320,561.00	44,918	365,479
65 New Hanover	* 1	78,091	\$0.00	0	\$499,728.00	78,091	577,819
66 Northampton	* 1	20,297	\$0.00	0	\$16,935.00	20,297	37,232
67 Onslow	* 1	68,803	\$0.00	0	\$520,602.00	68,803	589,405
68 Orange	* 1	50,713	\$0.00	0	\$258,460.00	50,713	309,173
69 Pamlico	* 1	13,914	\$0.00	0	\$12,333.00	13,914	26,247
71 Pender	* 1	27,355	\$0.00	0	\$200,818.00	27,355	228,173
73 Person	* 1	23,922	\$0.00	0	\$179,166.00	23,922	203,088
74 Pitt	* 1	70,299	\$0.00	0	\$449,210.00	70,299	519,509
75 Polk	* 1	12,593	\$0.00	0	\$67,768.00	12,593	80,361
76 Randolph	* 1	59,111	\$0.00	0	\$442,224.00	59,111	501,335
77 Richmond	* 1	32,677	\$0.00	0	\$142,337.00	32,677	175,014
78 Robeson	* 1	68,360	\$0.00	0	\$148,488.00	68,360	216,848
79 Rockingham	* 1	41,204	\$0.00	0	\$253,185.00	41,204	294,389
80 Rowan	* 1	57,392	\$0.00	0	\$430,037.00	57,392	487,429
82 Sampson	* 1	38,983	\$0.00	0	\$287,860.00	38,983	326,843
83 Scotland	* 1	29,111	\$0.00	0	\$207,301.00	29,111	236,412
84 Stanly	* 1	27,158	\$0.00	0	\$205,073.00	27,158	232,231
85 Stokes	* 0	18,457	\$0.00	0	\$0.00	18,457	18,457
86 Surry	* 1	35,786	\$0.00	0	\$139,118.00	35,786	174,904
87 Swain	* 0	15,778	\$0.00	0	\$0.00	15,778	15,778
D6 Toe River	* 0	22,680	\$0.00	0	\$0.00	22,680	22,680
88 Transylvania	* 1	14,597	\$0.00	0	\$86,538.00	14,597	101,135
90 Union	* 1	75,091	\$0.00	0	\$568,902.00	75,091	643,993
92 Wake		0	\$0.00	0	\$0.00	0	0
93 Warren	* 1	21,418	\$0.00	0	\$157,034.00	21,418	178,452
96 Wayne	* 1	57,993	\$0.00	0	\$94,334.00	57,993	152,327
97 Wilkes	* 1	32,966	\$0.00	0	\$226,328.00	32,966	259,294
98 Wilson	* 1	44,629	\$0.00	0	\$335,419.00	44,629	380,048
99 Yadkin	* 1	22,316	\$0.00	0	\$116,133.00	22,316	138,449
00 Yancey	* 0	12,815	\$0.00	0	\$0.00	12,815	12,815
Totals		3,672,363	0	0	18,221,039	3,672,363	21,893,402

Signed by - DHHS Program Administrator  03/04/26 2:17 PM EST	Signed by - DHHS Section Chief  03/04/26 2:34 PM EST
Sign and Date - DHHS Budget Office – ATC Coordinator  3/4/2026	Sign and Date - DHHS Budget Officer  3/5/2026